

# Jambliner Work Sheet

Sash size doesn't matter because parting bead is removed.

Is it for 1-1/4" Sash

Yes

Is it for 1-3/8" Sash

Block and tackle balance VBS

Tilt Window

Is it for 1-3/4" Sash

Do you want double hung or single hung?

Double Hung

Single Hung

Do you want bracket type? (for repair/retrofit) See Fig. 1

Do you want flange type? (used in Mfg.) See Fig. 1

Use 99M

Use 99MF

Balance in mill only.

Available in white and beige

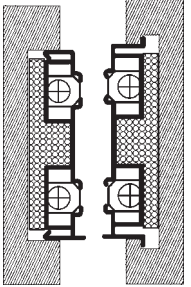
Send Quote Request to : sales@beaconhillsupply.com

Available in white and beige  
We suggest ordering square cut so you can make field adjustments. Add 1" or 2" to overall length.

### Answer Following Questions

- 1. Circle One: Balance VMS, 99M, 99MF
- 2. Circle One: Sill Angle - Square Cut (Recommended), 15° (Most Common), 14°, 9°, 7°, 5°, Other \_\_\_\_\_
- 3. Circle One: Color: Beige or White
- 4. Circle One: Color of Balance: -Mill (Standard), White, Beige (99M, 99MF available in Mill only)
- 5. Circle One: Type of Glass: - Single Strength - Double Strength - Single Strength Insulated - Double Strength Insulated - Triple Glazed
- 6. Circle One: **Bracket Type** - (Primarily used in retrofit) **Flange Type** - (Used in custom mfg) - See Figure 1.
- 7. Circle One: **Square plough** standard for 1-3/8" (V-Plough for 1-3/4" sash) - See Figure 2.
- 8. Visible Glass Height of Top Sash \_\_\_\_\_ Top Sash Weight \_\_\_\_\_
- 9. Visible Glass Height of Bottom Sash \_\_\_\_\_ Bottom Sash Weight \_\_\_\_\_
- 10. Glass Width (Top and Bottom Same) \_\_\_\_\_
- 11. Overall Length to Longest Point \_\_\_\_\_ Shortest Point \_\_\_\_\_
- 12. Quantity Needed \_\_\_\_\_

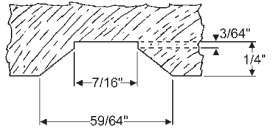
Figure 1



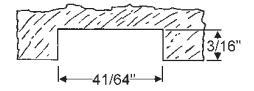
Sash+1-1/2"

Figure 2

V Plough



Square Plough



I understand this material is custom made to specifications as stated above and is non-returnable and non-cancelable.  
  
Signature of authorized buyer \_\_\_\_\_